

# Master in Innovation and Research for Sustainability

## Evaluation and Management of R&I Projects

### Module III: Assessing R&D and Innovation Projects

#### Lecture 6: Evaluating R&D+I Projects

**Marco Ferraz**

2026

---

# Welcome



## Module I: Introduction to R&D+I Management

### Lecture 1: Crafting an R&D+I Strategy

- Overview of R&D + Innovation: Its importance and impact
- Exploring Innovation Types: Understanding the diversity in innovation

### Lecture 2: Applying R&D+I Management

- Developing R&D+I Capabilities: Techniques to enhance innovation
- Implementing R&D+I: Strategies for effective teamwork and innovation
- Practical Components: Hands-on exercise to define a Thesis, a Roadmap of Innovation and OKRs

## Module II: Project Lifecycle in R&D and Innovation

### Lecture 3: R&D+I Project Fundamentals: From Conception to Market

- Project Initiation: Scope definition and scientific and technical merit
- Project Planning: Strategy development, identifying challenges, and risk assessment
- Practical Components: Hands-on exercise to define project scope using a short case study

### Lecture 4: R&D+I Project Fundamentals: From Conception to Market

- Project Execution: Leading RD&I teams, fostering creativity, managing change, and overseeing project progress.
- Project Closure: Capturing lessons learned and assessing project impact on value creation.
- Practical Components: Checklist or templates for project closure activities, such as lessons learned and impact assessments

### Lecture 5: Real-World Applications

- Presentation of Real Case Studies: discussion & analysis of how to evaluate a R&D+I project

## Module III: Assessing R&D and Innovation Projects

### Lecture 6: Evaluating R&D+I Projects

- Core Evaluation Elements: Key factors in assessing projects, including technology feasibility and investment criteria.
- Practical Components: Analyze an R&D project to assess its value proposition and evaluation criteria using a checklist or template covering financial, technical, and market aspects

### Lecture 7: Evaluating R&D+I Projects

- Business Model Design: Analyze phases, investments, outcomes, and financial/social impact.
- Financial Metrics: Explore profitability, cost of capital, and their role in assessments.
- MVP Definition: Learn to outline an MVP with essential features.
- Practical Activity: Calculate financial indicators like profitability and cost of capital for a sample project

### Lecture 8: Real-World Applications

- Presentation of Real Case Studies: discussion & analysis of how to evaluate a R&D+I project

### Lecture 9: Evaluating R&D+I Projects

- Risk Management: Techniques for analyzing and mitigating project risks
- Practical Components: Framework to identify and prioritize risks for a hypothetical R&D+I project | Mitigation strategies for high-priority risks and discuss their potential effectiveness

## Module IV: Real-World Case studies

### Lecture 10: Group Project Presentations

- Dedicated to project assignment discussion

### Lecture 11: Real-World Applications

- Presentation of Real Case Studies: discussion & analysis of how to evaluate a R&D+I project

### Lecture 12: Group Project Presentations

- Group project presentations
- Integrating Different Perspectives of Project Evaluation

# What is value in Innovation?

---



# What is value in Innovation?



### THE MOST INNOVATIVE COMPANIES IN 2023

Boston Consulting Group (BCG) has released the latest edition of their Most Innovative Companies ranking.

Industry: Technology, Transport & Energy, Healthcare, Consumer Goods & Services, Telecommunications

Rank	Change in Rank (1 year)	Company	Rank	Change in Rank (1 year)	Company
1	▲1	Apple	26	▲8	P&G
2	▲3	TESLA	27	▲22	Nestlé
3	—	amazon	28	▲1	3M
4	—	Alphabet	29	▲2	mi
5	▲3	Microsoft	31	▲22	Honeywell
6	▲1	moderna	32	New	Sony
7	▼1	SAMSUNG	33	▲6	HITACHI
8	—	Huawei	34	Returned	McDonald's
9	Returned	BYD	35	Returned	Merck
10	▲10	SIEMENS	36	—	ByteDance
11	▲7	Pfizer	37	▲11	BOSCH
12	▲15	Johnson & Johnson	38	▲24	DELL
13	Returned	SPACEX	39	New	Glencore
14	▲1	NVIDIA	40	New	Stripe
15	Returned	ExxonMobil	41	New	Globalstar
16	▼5	Meta	42	▲6	Coca-Cola
17	▼5	Nike	43	Returned	Mercedes-Benz
18	▼3	IBM	44	▲22	América Móvil
19	▲18	3M	45	▲32	Walmart
20	Returned	TATA	46	New	PetroChina
21	Returned	Roche	47	New	NTT
22	▼3	ORACLE	48	▼24	Lenovo
23	New	BIONTECH	49	Returned	Shell
24	Returned	Shell	50	—	Unilever
25	New	Schneider Electric			

How has the ranking changed over the past decade?

Industry: Technology, Transport & Energy, Healthcare, Consumer Goods & Services, Chemicals, Financials, Telecommunications

Source: Boston Consulting Group (2023)

## Global Innovation Index 2022

Below, we show the most innovative economies in the world, based on analysis from the WIPO Global Innovation Index.

Scores are based on the following 7 categories:
 

- Business Sophistication
- Human Capital & Research
- Institutions
- Infrastructure
- Market Sophistication
- Knowledge and Technology Outputs
- Creative Outputs

LESS INNOVATIVE ← → MORE INNOVATIVE

**MOST INNOVATIVE: NORTH AMERICA**  
U.S. SCORE: 61.8

**MOST INNOVATIVE: EUROPE**  
SWITZERLAND SCORE: 64.6  
For the 12th year in a row, Switzerland leads the ranks thanks to its high number of patents and institutional strength.

**MOST INNOVATIVE: ASIA**  
SOUTH KOREA SCORE: 57.8

**MOST INNOVATIVE: AFRICA**  
MAURITIUS SCORE: 34.4

**MOST INNOVATIVE: MIDDLE EAST**  
ISRAEL SCORE: 50.2

**MOST INNOVATIVE: SOUTH AMERICA**  
CHILE SCORE: 34.0

**TOP 10 COUNTRIES:**

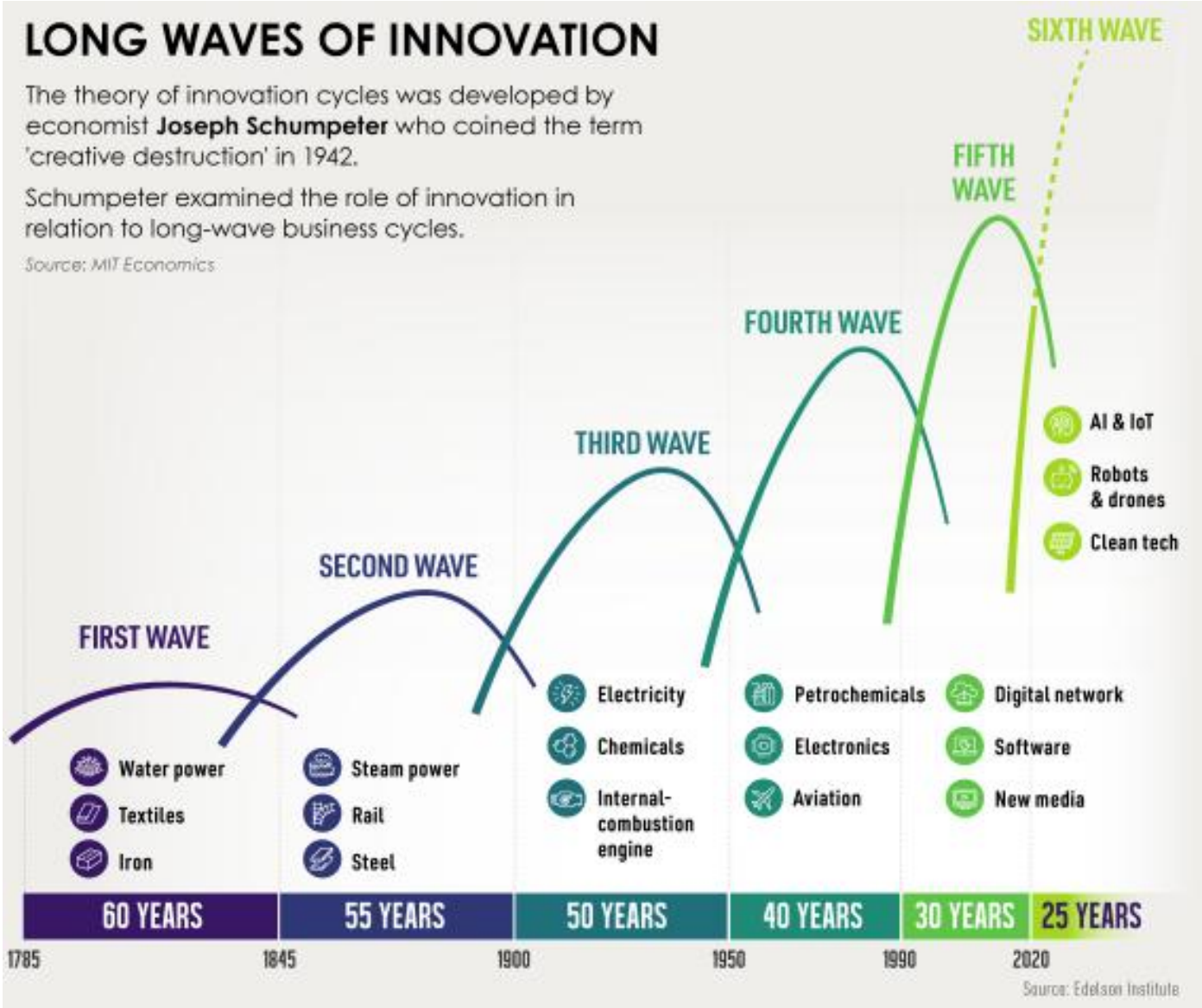
- 1 SWITZERLAND
- 2 U.S.
- 3 SWEDEN
- 4 UK
- 5 NETHERLANDS
- 6 SOUTH KOREA
- 7 SINGAPORE
- 8 GERMANY
- 9 FINLAND
- 10 DENMARK

Source: Global Innovation Index 2022

Visual Capitalist

Collaborators: RESEARCH + WRITING Raul Amorós, Avery Koop | ART DIRECTION + DESIGN Joyce Ma

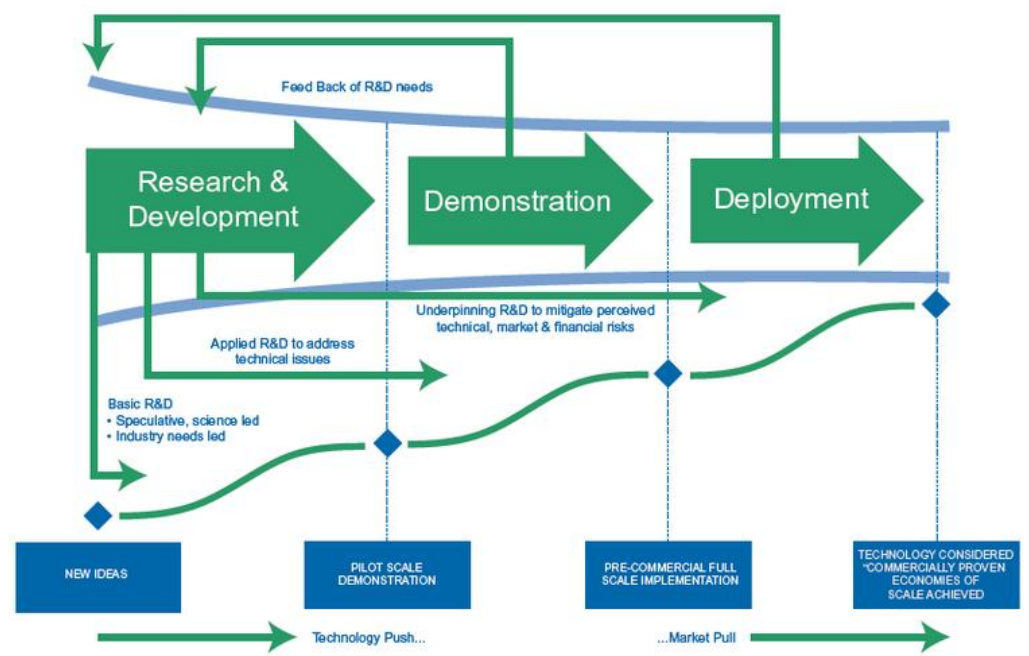
# What is value in Innovation?



# What is value in Innovation?

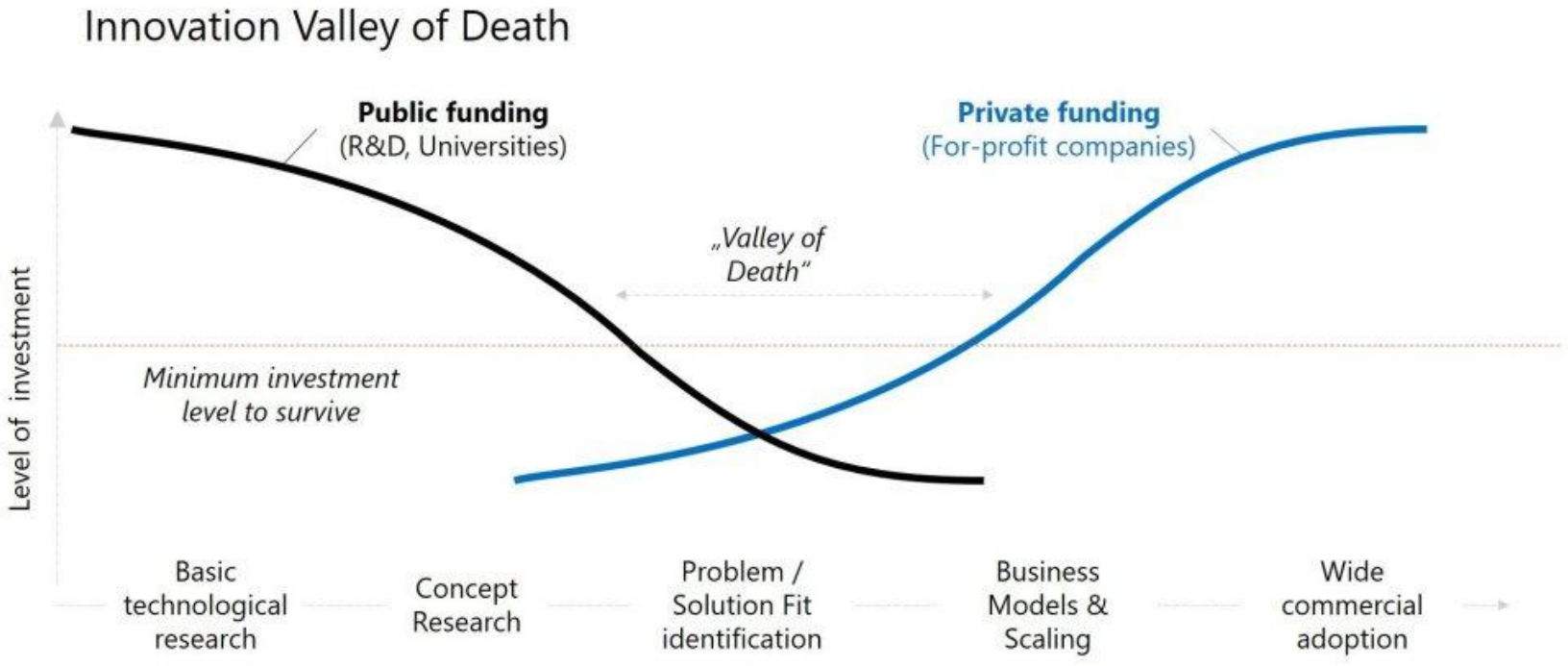


# What is value in Innovation?



The non-linear innovation process (Energy Research Partnership, 2007)

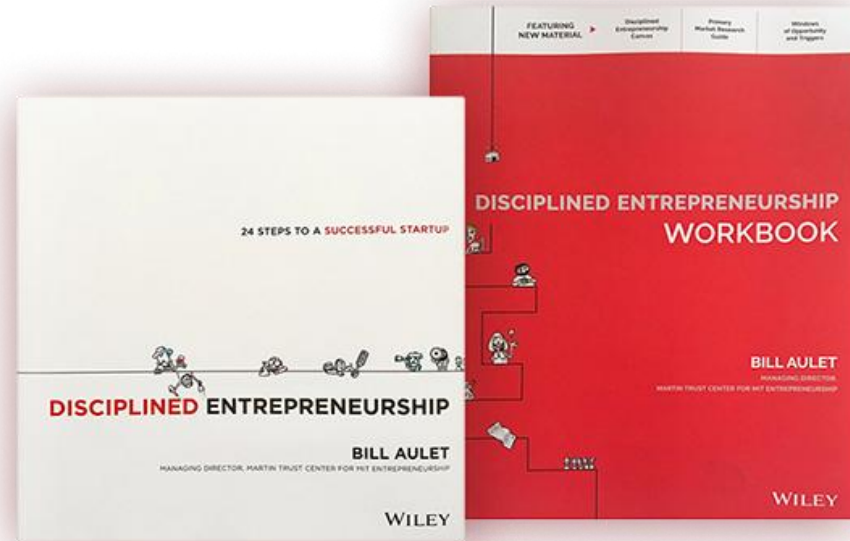
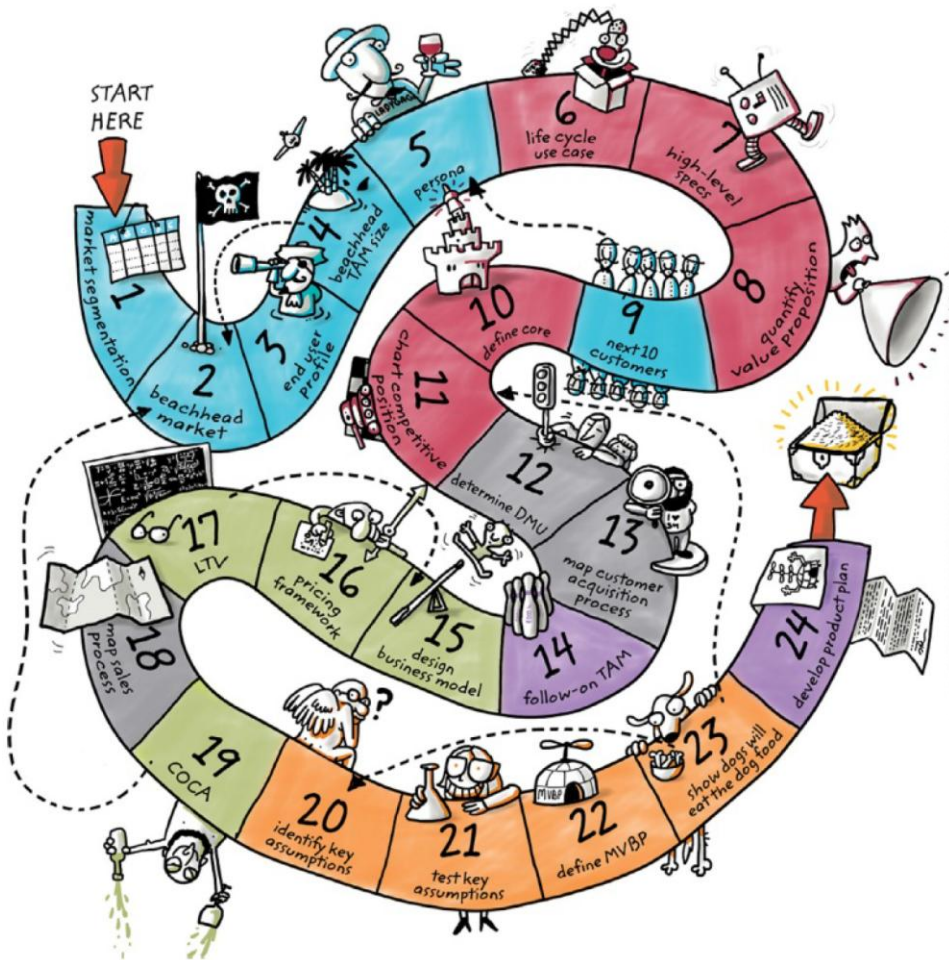
# What is value in Innovation?



ideatovalue.com

# Value proposition and value capture

## The concept of Entrepreneurship



Disciplined Entrepreneurship by Bill Aulet

# Value proposition and value capture

How do I get started? Reason for entering



I have a technological breakthrough!



I have an idea!



I have a passion!



Three ways  
to start a new venture

©Disciplined Entrepreneurship

## Market Pull

### 1. What

General problem that is solved

### 2. Urgency

Nice to have

Critical Problem

Game changer – new market opportunities

### 3. Why us

What is our competitive advantage

### 4. Motivation

Willingness to put on the hard work

# Value proposition and value capture

How do I get started? Reason for entering



I have a technological breakthrough!



I have an idea!



I have a passion!



Three ways  
to start a new venture

©Disciplined Entrepreneurship

## Technology Push

### 1. What

Description of the invention

### 2. Why us

What is our advantage

### 3. Alternative Comparison

Will this be relevant

### 4. Motivation

Willingness to put on the hard work

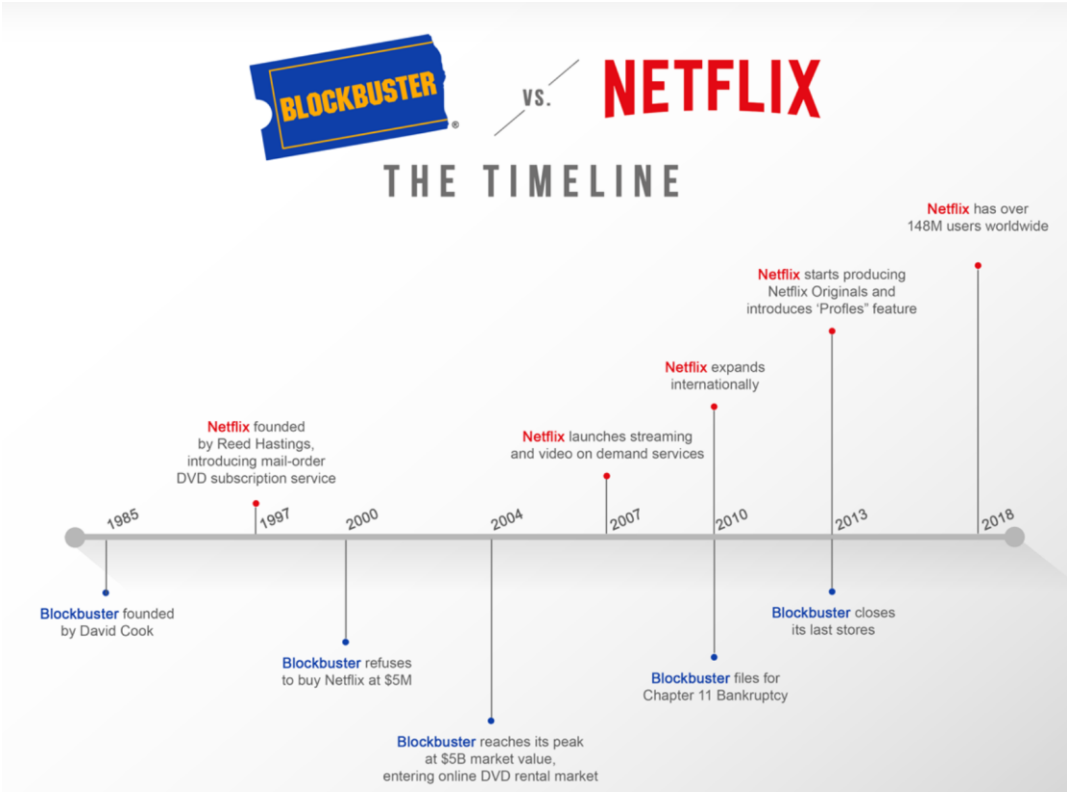
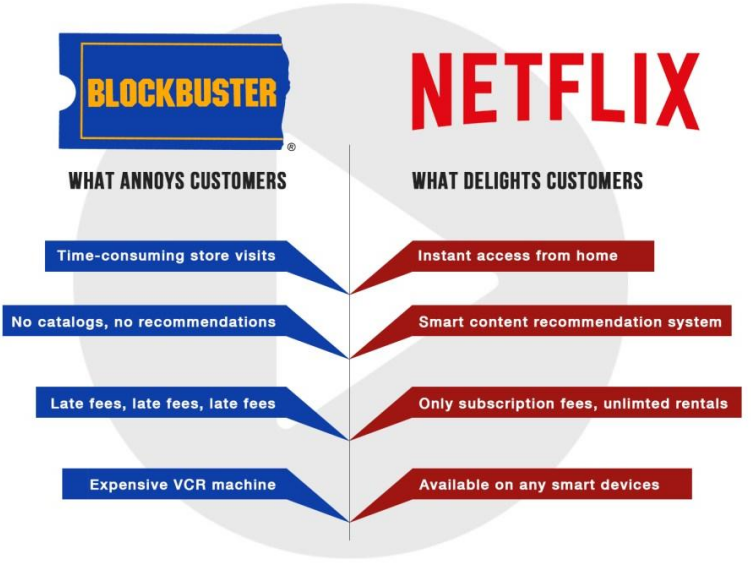
# Value proposition and value capture

---

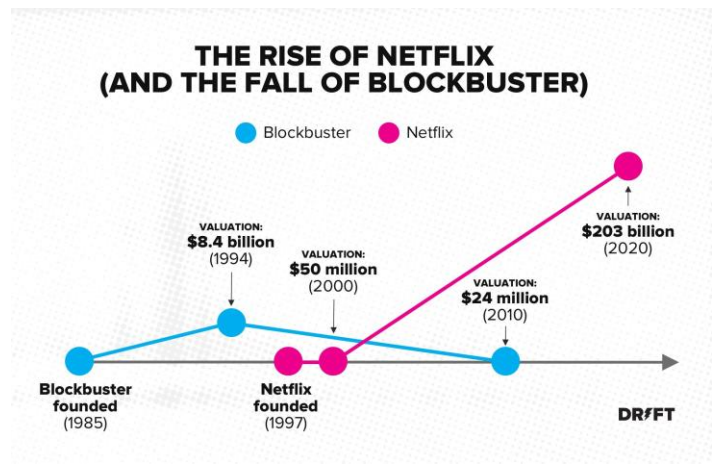


Dollar Shave Club

# Value proposition and value capture



strategyjourney.com



drift.com

# Value proposition and value capture

**What is your market?** Segmentation, beachhead and persona



*Seeing the world  
through  
the eyes of the  
customer*

vs.



*Seeing the world  
through  
the perspective  
of the company*

©Disciplined Entrepreneurship

## Market Research

Primary Market Research - direct interaction with potential customers or stakeholders to gather specific and relevant information

Secondary Research - information from sources other than direct interactions with customers. "Top-down" approach based on industry reports, government data, or other sources

Qualitative research - exploratory to gain a deeper understanding of a topic through open-ended, in-person interviews

Quantitative research - structured approach to gather specific data, often aimed at validating or refuting hypotheses generated during the qualitative phase.

# Value proposition and value capture

---



# Value proposition and value capture

What is your market? Segmentation, beachhead and persona



## End User Profile

Demographics: Quantifiable data such as gender, age, income, geographic location, and education level help identify and filter target end users.

Psychographics: Classifying population groups based on psychological variables like attitudes, values, and fears. Understanding end users' aspirations, heroes, and behaviors rooted in beliefs provides deeper insights than demographics alone.

Proxy Product: Examining products already purchased by end users reveals their current behaviors and preferences. (e.g., owning a hybrid car may indicate an interest in environmental impact, hence potential interest in products like solar panels).

Watering Holes: Gathering places where end users exchange information, facilitating word-of-mouth marketing. (e.g., conferences and online platforms).

Day in the Life: Composite narrative based on observations and conversations with multiple end users, known as the Persona. This narrative vividly portrays a typical day in the shoes of the target audience, grounding the team in real-life experiences.

Biggest Fears and Motivators: Identify the primary concerns and driving forces of end users beyond their potential product-related needs.

# Value proposition and value capture

What is your market? Segmentation, beachhead and persona

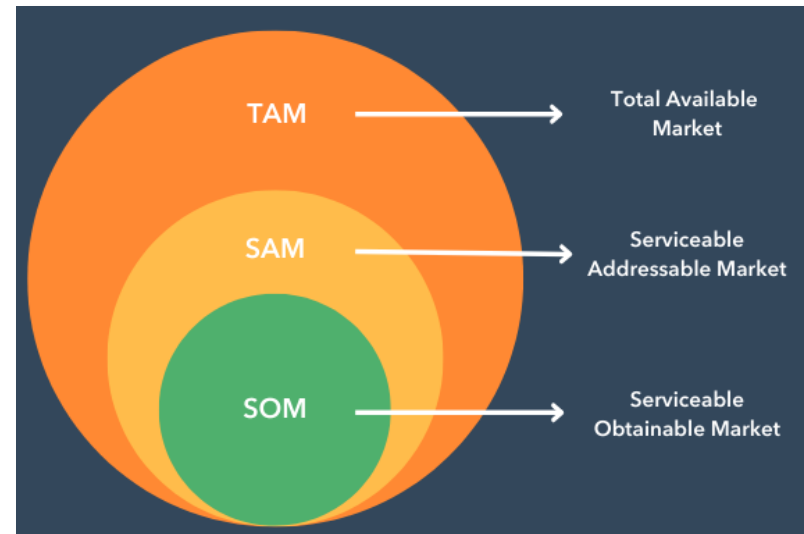


## Market Definition

Total Addressable Market (TAM): Total market for your product (100% of the market for type of product you sell - e.g., all coffee drinkers in Portugal)

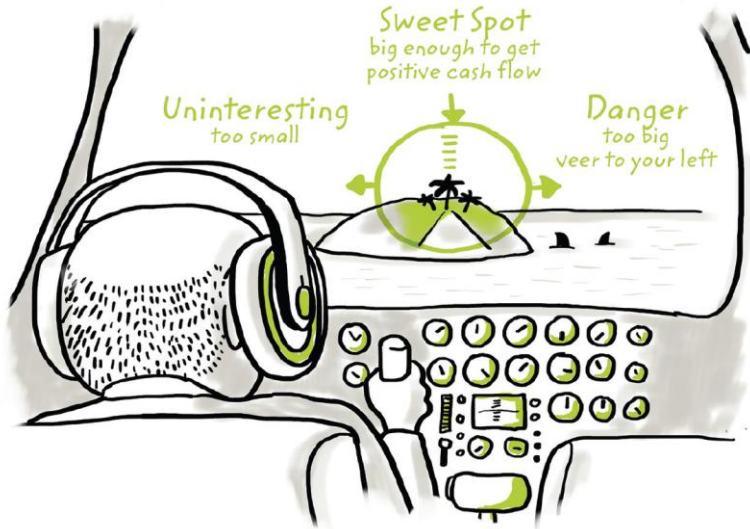
Serviceable Addressable Market (SAM): Portion of the market you can reach based on your business model (100% of the market you could actually sell to - e.g., all coffee drinkers on-campus)

Serviceable Obtainable Market (SOM): Percentage of SAM you can actually reach (what you most probably reach – beachhead market)




# Value proposition and value capture

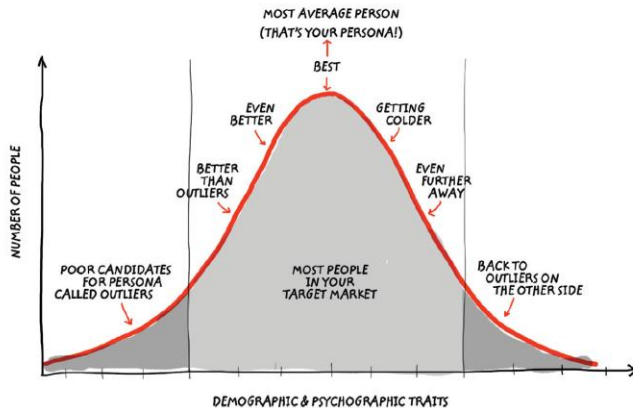
## What is your market? Segmentation, beachhead and persona



Beachhead Market – “the place where you land”. Small market segment you can control until your company has sufficient resources to enter other markets.



©Disciplined Entrepreneurship




Persona– similar to your end user but much more in depth resulting in a clear picture of what your target is representing the customer or company to which you are solving a problem

Downside? No one can fully represent you target end user.

# Value proposition and value capture

## Value Creation

Superfantastic!!!  
 Awesome!!!  
 Soooo much better  
 than anyone else's!!!



©Disciplined Entrepreneurship

Product Description – Clear and simple description of what it does. Don't overpromise – you want underpromise and overdeliver because this is an innovative approach. Challenges will be there for new products and approaches.

Quantifiable value – How faster is can be? What are the implications of this and the resulting value? Not only how much money it will make but also the impact in the industry, society  
 Important to consider externalities (e.g., social impact, reputation)

# Understanding the Job

---



# Core definition and evaluation elements

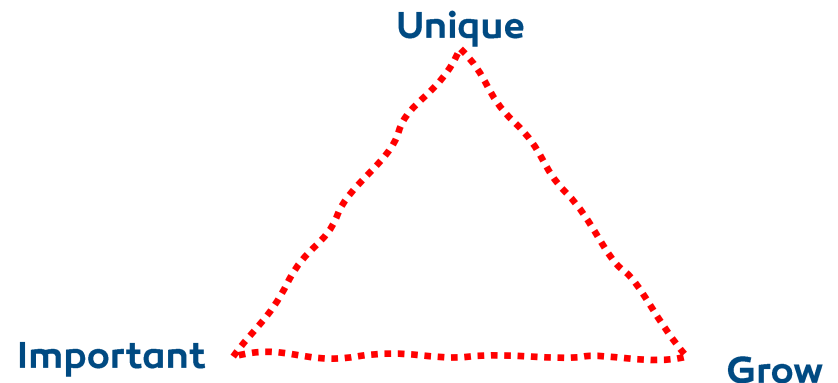


## Competitive Advantage

- Define understand and protect
- Grow
- Core = “special sauce” extremely difficult to replicate
- **Unique:** This asset will be difficult for anyone else to replicate
- **Important:** This asset ties directly to your ability to produce something your target customer values very highly
- **Grow:** To be a strong Core, it should increase in strength over time relative to competitors.



©Disciplined Entrepreneurship



# Core definition and evaluation elements

---



## Examples of Core

Network Effect: The company/product with the most users becomes the most valuable (e.g., eBay, LinkedIn, Facebook, etc). Failure to recognize and leverage the network effect, can result in losing market share to competitors.

Customer Service: Prioritizing exceptional customer service enables high customer retention rates and efficient customer acquisition. This requires a strong organizational commitment and consistent execution.

Lowest Cost: Developing skills, processes, and volumes to outcompete others on cost is a potential core strategy. Walmart exemplifies this approach, as do many Asian companies, particularly in the clean energy sector. Achieving economies of scale often facilitates this strategy, although it may serve as an entry point for companies before transitioning to other competitive factors. (e.g., Honda entered the U.S. market as a low-cost provider but shifted to its core capability of building quality motors).

User Experience (UX): UX prioritizes the development and continual improvement of the organization leading to top talent recruitment, operational prioritization, and a culture of excellence (e.g., Apple's success stems from its commitment to delivering an exceptional user experience across its products).

# Core definition and evaluation elements



©Disciplined Entrepreneurship

## Intellectual Property (IP):

- Common starting point for identifying core
- Effectiveness varies by industry
- Vital in specific sectors
- Limited impact in other industries - patents alone may not ensure success
- Capability often more valuable than patents

## Fast Innovation Culture:

- Some companies gain advantage by innovating rapidly
- Initial advantage can translate into sustained growth
- Difficult to maintain as a unique core when scaling
- Smaller competitors may surpass innovation pace
- Typically used as a motivator and temporary advantage rather than a sole core

## Innovation as Motivator:


- Important for all businesses regardless of core.
- Rapid innovation alone may not guarantee lasting success
- Businesses should seek additional core elements for sustained competitiveness

# Core definition and evaluation elements

## Exercise 4

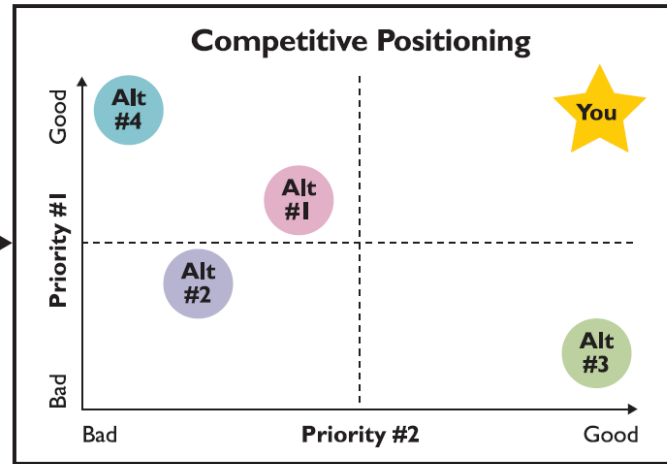


**Persona**

 \_\_\_\_\_  
\_\_\_\_\_  
\_\_\_\_\_  
\_\_\_\_\_

Priorities:

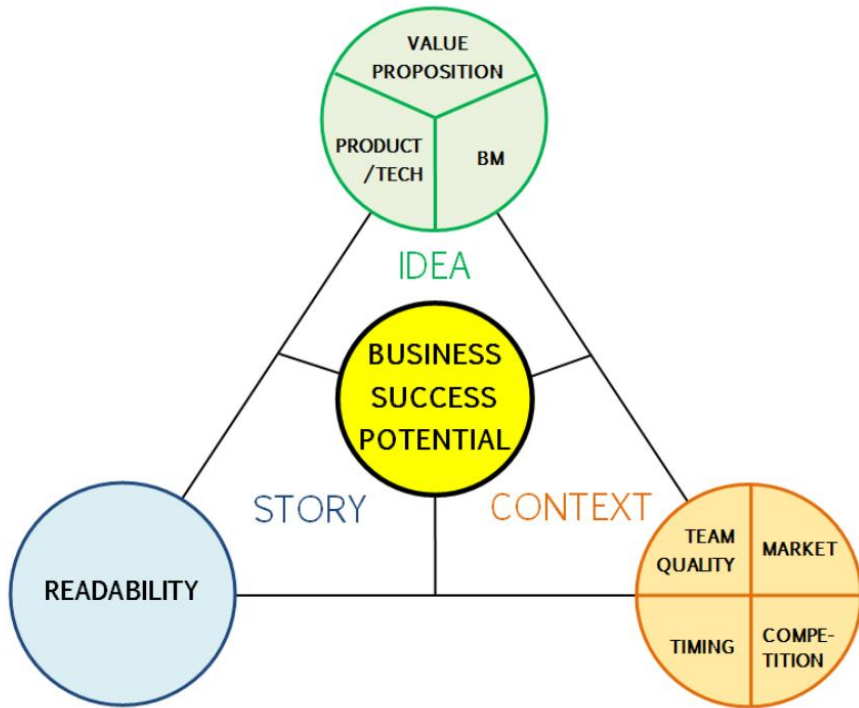
1. \_\_\_\_\_  
2. \_\_\_\_\_  
3. \_\_\_\_\_  
4. \_\_\_\_\_



- Choose a company and do some market research
- Define a “persona” and its two main priorities
- Plot the position of the company you choose and answer:
  - What is your position relative to your competitor?
  - Are you in the upper right corner?
    - No - What could you do to be there?
    - Yes – What’s in your core that enables you to be there?

# Core definition and evaluation elements

## From Technology to Economics



ISC Framework – Barros, 2016

## ISC Algorithm (Idea, Story and Context)


Built to help entrepreneur understanding what investors look for in a start-up, allowing to understand how the business model is performing.

The algorithm depends on entrepreneurs answers on a set of variables based on the proposed business model and expected outcomes

+ regulation

Assessment weights			
	<b>I - IDEA</b>		
	<b>Value Proposition Test (15%)</b> <i>Good business model yields value propositions that are compelling to their customers - in terms of innovation within the market</i>	<b>Answers and Points</b>	<b>References</b>
	1- Value proposition innovation:		
	Our products/services are very innovative in relation to our competitors	<ul style="list-style-type: none"> <li>▪ Totally disagree (1)</li> <li>▪ ...</li> <li>▪ Totally agree (5)</li> </ul>	Claus (2016); Kap Strömberg (200
	Our solution generates a new customer segment in our market	<ul style="list-style-type: none"> <li>▪ Totally disagree (1)</li> <li>▪ ...</li> <li>▪ Totally agree (5)</li> </ul>	
	We are using entirely new distribution channels	<ul style="list-style-type: none"> <li>▪ Totally disagree (1)</li> <li>▪ ...</li> <li>▪ Totally agree (5)</li> </ul>	
	Our relationship with customers is very novel in relation to our competitors	<ul style="list-style-type: none"> <li>▪ Totally disagree (1)</li> <li>▪ ...</li> <li>▪ Totally agree (5)</li> </ul>	
	2- Likelihood of customer adoption		

# Decision Making Process



## The Decision-Making Unit

©Disciplined Entrepreneurship

Best product = not enough to win business

End user: The person whose use of the product creates value for the customer.

Primary economic buyer: The person who will pay for your product and will determine whether the value the customer gets from the product is worth the cost

Champion: The person who advocates for your product. This is the person who gets the process going and hopefully keeps it going until it is concluded

These roles reside in actual real people and not general, unspecific organizations.

Many of these roles may exist in the same person, which is common in consumer product sales.

# Decision Making Process

## Opportunity and Triggers for project selection



©Disciplined Entrepreneurship

### Internal Conditions

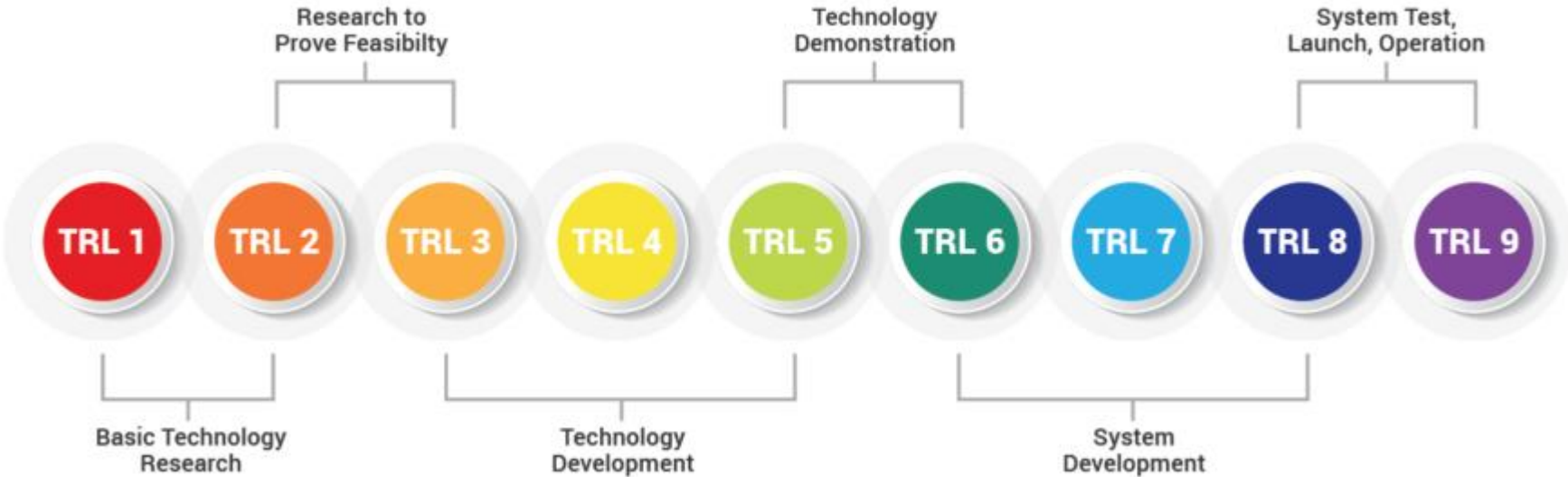
- Product and/or technology
- Business model
- Quality of management
- Performance to Date
- Involved stakeholders - Partnerships and investors
- Valuation

### External Conditions

- Addressable market
- Competition and barriers to entry
- Willingness to pay
- Financial and market conditions

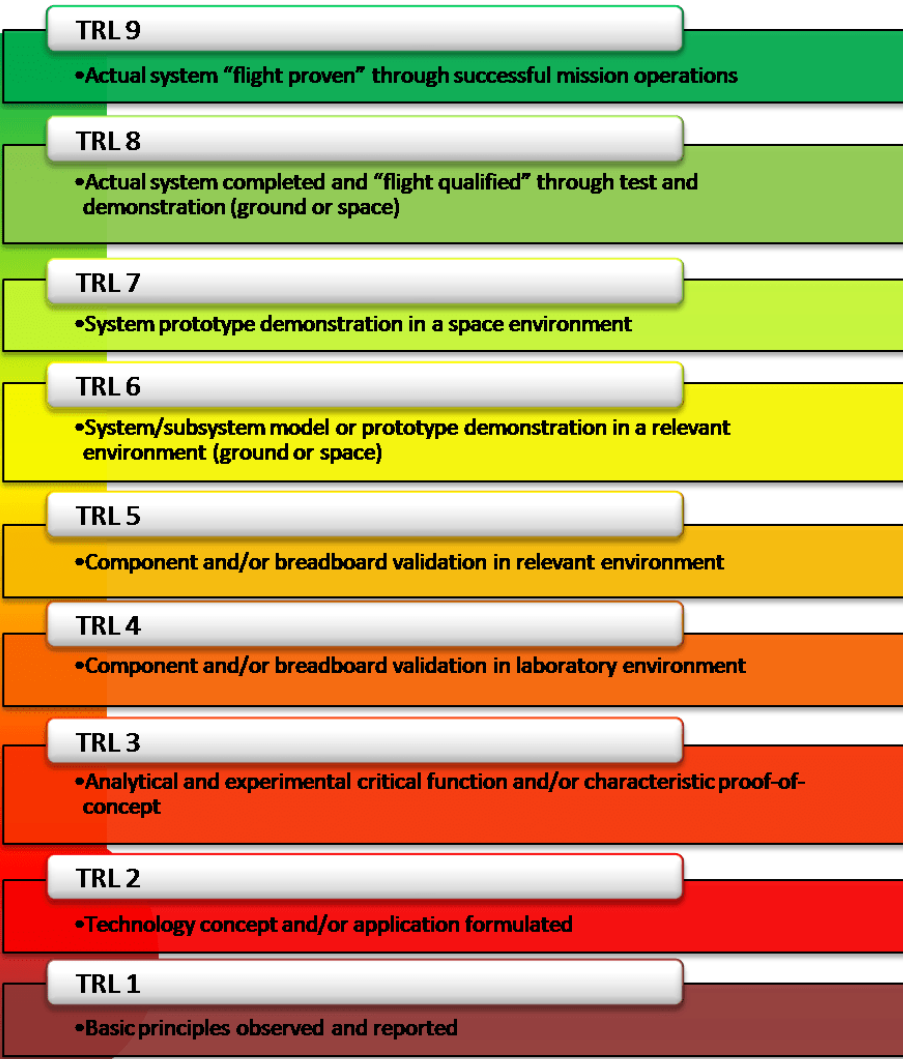
# Decision Making Process

## Project Evaluation Process



# Decision Making Process

## Project Evaluation Process



*When a technology is at TRL 1, scientific research is beginning, and those results are being translated into future research and development.*

*TRL 2 occurs once the basic principles have been studied and practical applications can be applied to those initial findings. TRL 2 technology is very speculative, as there is little to no experimental proof of concept for the technology.*

*When active research and design begin, a technology is elevated to TRL 3. Generally, both analytical and laboratory studies are required at this level to see if a technology is viable and ready to proceed further through the development process. Often during TRL 3, a proof-of-concept model is constructed.*

*Once the proof-of-concept technology is ready, the technology advances to TRL 4. During TRL 4, multiple component pieces are tested with one another.*

*TRL 5 is a continuation of TRL 4, however, a technology that is at 5 is identified as a breadboard technology and must undergo more rigorous testing than technology that is only at TRL 4. Simulations should be run in environments that are as close to realistic as possible.*

*Once the testing of TRL 5 is complete, a technology may advance to TRL 6. A TRL 6 technology has a fully functional prototype or representational model.*

*TRL 7 technology requires that the working model or prototype be demonstrated in a space environment.*

*TRL 8 technology has been tested and “flight qualified” and it’s ready for implementation into an already existing technology or technology system.*

*Once a technology has been “flight proven” during a successful mission, it can be called TRL 9.*



# Decision Making Process

## Project Evaluation Process

	Research	Development	Innovation
Specifications	A temporary collaborative effort that includes investigation, to develop new products and/or processes. It involves coordinated efforts across various domains	A temporary proof of concept, verification or demonstration focused coming from laboratory scale to relevant environment	Investment in the production of new products and services capable of upgrading significantly the current processes
Management	Programming, monitoring, and controlling project activities to maximize effectiveness (fulfillment of objectives) and efficiency (minimization of cost and time)	Programming, monitoring, and controlling project so that the project is aligned with market needs and specifications	Similar to investment projects of industrial or commercial nature but distinguished by a greater complexity associated with risk
Resources	Mainly intangible incl. man-hours, equipment, services, marketing, consulting and structure	Tangible incl. developed equipment, developed services, and knowledge capability	Financial capability for market approach. Costs of implementation
Results	Knowledge	Product and/or service at an early stage	Final product and/or service
Metrics	Allocated time, knowledge generation, concept development	Allocated time, concept development stage, return on marketing (reputation), Intellectual property	Industrialization, commercialization, royalties, return on investment
Uncertainty	Very high - Applied methods, costs, project timeline, time to market process, technologic viability	High - Time to market, market conditions and investment criteria (end of project), scalability	Moderate to low - Market conditions, investment criteria, backlog, reputation

# Decision Making Process

## Project Evaluation Process

	Research	Development	Innovation
Risk Factors	Associated to the invention and creation process	Associated to the concept development, scalability and applicability	Associated to market entry or market creation
Evaluation	Cost perspective – the relation between generated knowledge and its forecasted market value	Revenue perspective – prospective value of the developed product/service	Market perspective – Real economic value by comparison with incumbent solutions
Impact	Knowledge, reputational, social	Concept, reputational, social	Market, financial, social



### Externalities of RD&I Projects

- Positive and Negative
- Societal impact
- Investment in the community
- From knowledge to (un)employment

# Value proposition and value capture

## Exercise 5



Join in groups of 4/5:

You get a proposal to participate in a project, already ongoing, that uses Solar Energy to desalinize water.

The technology is proven at a pilot scale and capable of “purifying” 500 liters of water per day. However, it is time to go to the next level, and that is why the researchers are looking for new investors

Knowing that water is a scarce element, evaluate:

- What is the value proposition?
- How do you evaluate the technology?
- What financial info do you need?
- What about the market for this?












# Value proposition and value capture

## Exercise 5



### The Business Model Canvas

Designed for:		Designed by:		Date:	Version:
Key Partnerships 	Key Activities 	Value Propositions 	Customer Relationships 	Customer Segments 	
	Key Resources 		Channels 		
Cost Structure 			Revenue Streams 		

# Decision Making Process

## Key Takeaways

---



- Value of Innovation – Non-linear
- Value proposition and value capture
  - Market pull and Technology push
  - What is your market – market research and segmentation
  - Find your end user
  - Define your market and the persona
  - Be quantifiable
- Define your core and consider your evaluation elements
- Find your decision-making unit
- Project evaluation process – from technology to the market
  - Research
  - Development
  - Innovation



## Read

- Disciplined Entrepreneurship: 24 Steps to a Successful Startup. Bill Aulet. ISBN: 978-1-118-72081-3 July 2013 288 Pages. (Step 0)
- Business Model Innovation: Opportunities and Barriers, Henry Chesbrough , Long Range Planning, Volume 43, Issues 2–3, 2010, Pages 354-363, ISSN 0024-6301

# ISEG

## **Master in Innovation and Research for Sustainability**

### **Evaluation and Management of R&I Projects**

---